
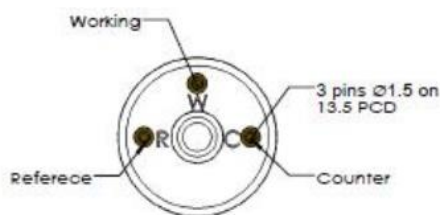
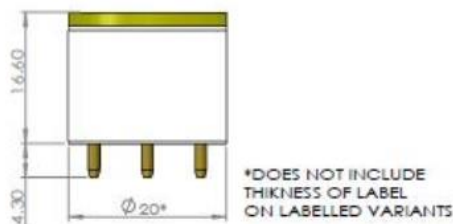


# 4-N2H4-1 HYDRAZINE SENSOR

## 0-1PPM N2H4



### DIMENSIONS



All dimensions in millimeters ( $\pm 0.1\text{mm}$ )

Note: PCB sockets are recommended for the sensor pin connection. Soldering to the sensor should be avoided and will invalidate warranty.

All performance specifications are based upon the following environment conditions: +20°C, 50% relative humidity and 1 atm (1013 mBar or ambient pressure).

### SPECIFICATION – 4 SERIES

**Operating Principle:** Electrochemical, 3-electrode cell

**Gas Detected:** Hydrazine N<sub>2</sub>H<sub>4</sub>

**Measurement Range:** 0 – 1 ppm

**Maximum Over-Range:** 5 ppm

**Resolution:** 0.01 ppm

**Expected Operating Life:** 24 months in air

**Temperature Range:** -20°C to +50°C

**Humidity Range (non-condensing):** 15 – 90% RH

**Response Time (T<sub>90</sub>):**  $\leq 30$  seconds

**Long Term Sensitivity Drift:** < 2% signal per month

**Linearity at Standard Range:** Linear

**Sensitivity:** 1000  $\pm$  500 nA/ppm

**Repeatability:** <  $\pm$  2% signal

**Pressure range:** 800 to 1200 mbar

**Bias Potential:** 0 mV

**Recommended Load Resistor:** 5 ~ 100  $\Omega$

**Warranty Period:** 12 months from date of manufacture

**Storage Life:** 6 months in sealed container

**Storage Temperature:** 0°C to +20°C

**Weight (approx):** 5 g

**Orientation Sensitivity:** None

**Part Number:** 2112B21310214

Note: Sensor photo is example only and colour of cap may change per gas model.



**EURO-GAS MANAGEMENT SERVICES LTD, CHURSTON HOUSE,  
BASCOMBE ROAD, CHURSTON FERRERS, DEVON, TQ5 0JJ, UK**

**INTERNATIONAL: 0044 1803 844414    UK: 01803 844414**

**sales@euro-gasman.com    www.euro-gasman.com**

**EURO-GAS**  
MANAGEMENT SERVICES LTD

# 4-N2H4-1 HYDRAZINE SENSOR

## 0-1PPM N2H4

### CROSS SENSITIVITY DATA

Gas	Concentration (ppm)	Output Signal (ppm N2H4 equivalent)
Ammonia NH3	1.2	1
Carbon Dioxide CO2	1000	0
Carbon Monoxide CO	1	1.8
Methane CH4	1000	0
Methylhydrazine CH6N2	1	0.8

**Notes:** Calibration with cross-sensitivity gas is not recommended. It is recommended to calibrate an instrument using the target gas for accurate measurements.

Cross-sensitivities are supplied as a guidance only and do not form part of the product or datasheet specification. Cross-sensitivities may fluctuate between +/- 30% and may show significant variation from batch to batch and within the sensor's lifetime. Values quoted are based on tests conducted on a small number of sensors and any batch may show significant variation. The cross-sensitivities are including but not limited to the above gases. The sensor may also respond to other gases and may behave differently with changes in application and environmental conditions.

**Notes:** Sensors are designed to operate in a wide range of harsh environments and conditions. However, it is important to avoid exposure to high concentrations of solvent during storage, fitting into instrumentation and operation. When using sensors on PCBs, degreasing agents should be used prior to the sensor being fitted.

By the nature of the technology used, any sensor can potentially fail to meet specification without warning. Euro-Gas makes every effort to ensure reliability of all sensors but where life safety is a performance requirement of the product and, where practical, Euro-Gas recommends that all gas sensors and instruments using sensors are checked for response to gas before use.

The data contained in this document is believed to be accurate and reliable. The data given is for guidance only. Euro-Gas Management Services Ltd accepts no liability for any consequential losses, injury or damage resulting from the use of this datasheet or the information contained in it. Customers should test the sensors under their own conditions to ensure that the sensors are suitable for their own requirements and in accordance with the plans and circumstances of the specific project and any standards/regulations pertaining to the country in which the sensors will be utilised.

Performance characteristics on this data sheet outline the performance of newly supplied sensors. Output signal can drift below the lower limit over time. This datasheet is not intended to form the basis of a contract and in the interest of product improvement, Euro-Gas reserves the right to alter design features and specifications without notice. 2504