

- ★ READ THIS INSTRUCTION MANUAL AND THE INSTRUCTIONS OF THE ASPIRATING PUMP PRIOR TO USING THIS PRODUCT.
- ★ DO NOT DISCARD CAREFULLY THIS INSTRUCTION MANUAL UNTIL ALL THE TUBES IN THIS BOX ARE USED UP.

1. PERFORMANCE:

Measuring Range	: 5 - 300 ppm(*)	2.5 - 150ppm
and Pump Stroke	: 1 pump stroke	2 pump strokes

(*) Graduations on the detector tube are based on 1 pump stroke.

Sampling Time	: 1 minute	2 minutes
Colour Change	: White → Yellow	
Detectable Limit	: 0.25 ppm (2 pump strokes)	
Operating Temperature	: 0 - 40 °C (32 - 104°F) (No correction is necessary.)	
Operating Humidity	: No corrections is necessary under 80%R.H. at 30 °C (86°F) .	
Aspirating Pump	: Model AP-20, AP-20S, 400B, AP-1, AP-1S or 400A	

By using conversion chart shown at **ITEM 4. CONVERSION CHART**, following gases can be detected.

Gases to be Detected	Measuring Range	Number of pump stroke	Sampling Time
α -Pinene	20 - 300 ppm (Conversion chart)	1 (100mL)	1 minute
Divinyl benzene	5 - 50 ppm (Conversion chart)	1 (100mL)	1 minute
Operating Temperature	:15 - 25 °C (59-77°F)		

(Incorrect readings may be given in other temperature range of above-mentioned.)

CAUTION

1. THE DETECTOR TUBE CONTAINS CHEMICAL REAGENTS.
2. DO NOT TOUCH THESE REAGENTS DIRECTLY ONCE TUBES WERE BROKEN.
3. KEEP THE TUBES OUT OF THE REACH OF CHILDREN.

NOTICE

1. USE ONLY WITH PUMP MODELS AP-20, AP-20S, 400B, AP-1, AP-1S OR 400A. OTHERWISE, CONSIDERABLE ERROR IN INDICATION MAY OCCUR.
2. BEFORE TESTING, CHECK THE ASPIRATING PUMP FOR LEAKS. (**REFER TO ITEM 9. INSPECTION OF ASPIRATING PUMP.**) ANY PUMPS SHOWING SIGNS OF LEAKAGE SHOULD BE CORRECTED BEFORE USE.
3. DO NOT USE THIS TUBE OUTSIDE THE STATED OPERATING TEMPERATURE RANGE.
4. STORE TUBES IN A COOL AND THE DARK PLACE (0-25 °C/32-77°F), AND USE BEFORE EXPIRATION DATE PRINTED ON THE TOP OF THE BOX.
5. PRIOR TO USE, READ **ITEM 10. USER RESPONSIBILITY** CAREFULLY.
6. READ THE CONCENTRATION IMMEDIATELY AFTER DRAWING THE SAMPLE.

2. SAMPLING AND MEASUREMENT:

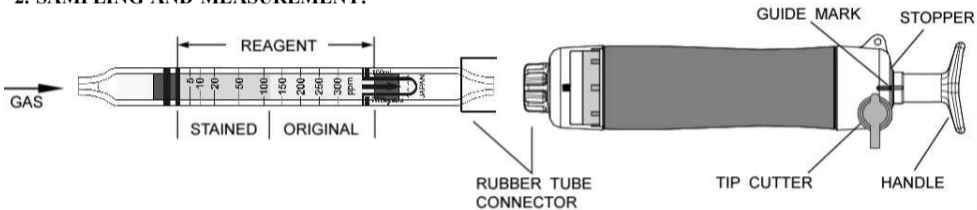


Fig.1

- ① Break both ends of the detector tube.

CAUTION SAFETY GLASSES AND GLOVES SHOULD BE WORN TO PREVENT INJURY FROM SPLINTERING GLASS.

- ② Insert the detector tube into the aspirating pump securely as shown in Fig.1. (Arrow mark shall point to the pump.)
- ③ Align the guide marks on the shaft and stopper of the aspirating pump.
- ④ Pull the pump handle at a full stroke until it locks and wait for 1 minute or until the completion of sampling is confirmed with the flow indicator of the pump. (See descriptions about the flow indicator in the instruction manual of the pump.)
- ⑤ On completion of sampling, read the scale at the maximum point of the stained layer.
- ⑥ When the concentrations are below the scale range, 2 pump strokes can be used to determine concentrations of 2.5 to 150 ppm.

At this point, turn the handle right or left by 1/4 (90°), push it toward the pump without removing the detector tube from the pump and repeat the step ③~④ once more.
In case of 2 pump strokes, multiply the reading value by 0.5.

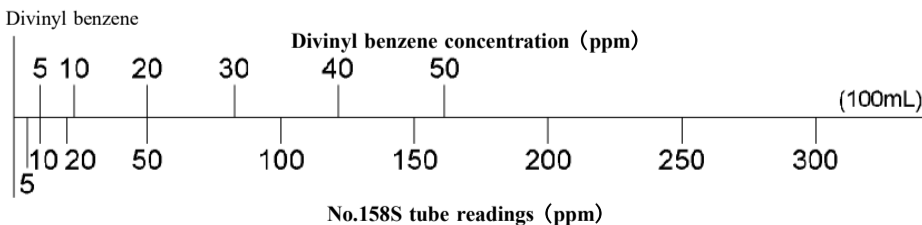

- SPECIAL NOTE:**
- I. The scale is calibrated at 20 °C (68°F), 50%R.H. and 1013hPa. Readings obtained in other circumstances should be corrected. (**REFER TO ITEM 3. CORRECTION FOR AMBIENT CONDITIONS.**)
 - II. When the maximum point of the stained layer is unclear or oblique, read the scale at the centre between the longest and shortest points.

3. CORRECTION FOR AMBIENT CONDITIONS:

- ① Temperature; No correction is necessary.
- ② Humidity; No corrections is necessary under 80% at 30 °C (86°F).
- ③ Atmospheric Pressure;

$$\text{True concentration} = \text{Tube reading} \times \frac{1013}{\text{Atmospheric pressure (in hPa)}}$$

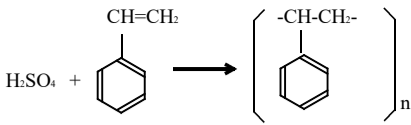
4. CONVERSION CHART



5. INTERFERENCE:

Acrylonitrile does not affect the accuracy of the readings by itself, but coexistence of more than 400ppm of Acrylonitrile gives lower readings. Butadiene produces a similar stain and coexistence of more than 5ppm of Butadiene gives higher readings. Formaldehyde produces a similar stain and coexistence of more than 15ppm of Formaldehyde gives higher readings. Acetaldehyde produces a similar stain and coexistence of more than 350ppm of Acetaldehyde gives higher readings. Methyl alcohol does not affect the accuracy of the readings by itself, but coexistence of more than 0.35% of Methyl alcohol gives higher readings. Ethyl alcohol does not affect the accuracy of the readings by itself, but coexistence of more than 0.18% of Ethyl alcohol gives higher readings. Ethyl acetate does not affect the accuracy of the readings by itself, but coexistence of more than 700ppm of Ethyl acetate gives higher readings. Butyl acetate does not affect the accuracy of the readings by itself, coexistence of more than 700ppm of Butyl acetate gives higher readings.

6. CHEMICAL REACTION IN THE DETECTOR TUBE:



7. DISPOSAL OF TUBES:

USED TUBES SHOULD BE DISPOSED CAREFULLY ACCORDING TO RELEVANT REGULATIONS, IF ANY.

8. HAZARDOUS AND DANGEROUS PROPERTIES OF :

Styrene	TLV-TWA ◆: 20 ppm	Explosion range in air: 0.9 - 6.8 %
α -Pinene (Turpentine)	TLV-TWA ◆: 20 ppm	Explosion range in air: 0.8 - 6.0 %
Divinyl benzene	TLV-TWA ◆: 10 ppm	Explosion range in air: 1.1 - 6.2 %

◆ Threshold Limit Value established by the American Conference of Governmental Industrial Hygienists, 2013.

9. INSPECTION OF ASPIRATING PUMP:

Checking for leaks;

- ① Insert a sealed, unbroken detector tube into the pump.
- ② Align the guide marks on the shaft and stopper of the pump.
- ③ Pull the handle to a full stroke and wait for 1 minute.
- ④ Unlock the handle and allow it to return slowly into the pump by holding the cylinder and handle securely.

⚠ CAUTION HANDLE WILL TEND TO SNAP BACK INTO THE PUMP QUICKLY.

- ⑤ If the handle returns completely to the original position, the performance is satisfactory.

Otherwise, refer to maintenance procedures shown in the instruction manual of the pump to correct the leakage.

10. USER RESPONSIBILITY:

It is the sole responsibility of the user of this equipment to ensure that the equipment is operated, maintained, and repaired in strict accordance with these instructions and the instructions provided with each Model AP-20, AP-20S, 400B, AP-1, AP-1S or 400A aspirating pump, and that detector tubes are not used their expiration date or have a colour change different to that stated in the Performance specifications. The Manufacturer and Manufacturer's Distributors shall not be otherwise liable for any incorrect measurement or any damages, whether damages result from negligence or otherwise.

※ Product specifications are subject to change without any prior notice.

IME1580/3

Printed in Japan