

Product Data Sheet

Product Datasheet Divecel3 Oxygen Sensor

Document Purpose

The purpose of this document is to present the performance specification of the Divecel3 oxygen gas sensor.

This document should be used in conjunction with the Product Data Handbook (autooxops.pdf) and the Product Safety Datasheet (PSDS 4).

The data provided in this document are valid at 20°C, 50% RH and 1013 mBar for 3 months from the date of sensor manufacture.

Output signal can drift below the lower limit over time. For guidance on the safe use of the sensor, please refer to the Product Data Handbook (autooxops.pdf).

Product Data Sheet

Key Features & Benefits

- Molex Connector
- Linear Output from 0-100% Oxygen

Technical Specifications

MEASUREMENT

Operating Principle	Partial Pressure Electrochemical
Measurement Range	0-100% O ₂
Output*	9 - 13.5 mV in 210 mBar O ₂
Response Time (T₉₀)*	< 7 s
Baseline Offset*	< 20 μV
Resolution	0.01% O ₂
Linearity	Linear 0-100% O ₂

ELECTRICAL

Temperature Compensation	< 4% variation from 0°C to 40°C
Connector	3 Pin Molex header
Recommended Mating Part	Molex 3-Way Housing (MOLEX 22-29-2031) Molex Crimp Terminals (MOLEX 08-45-0110)

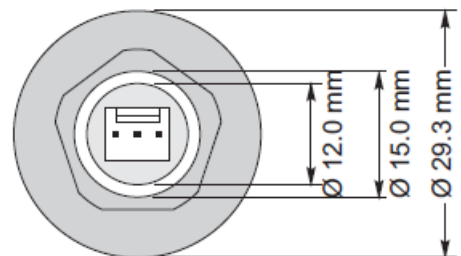
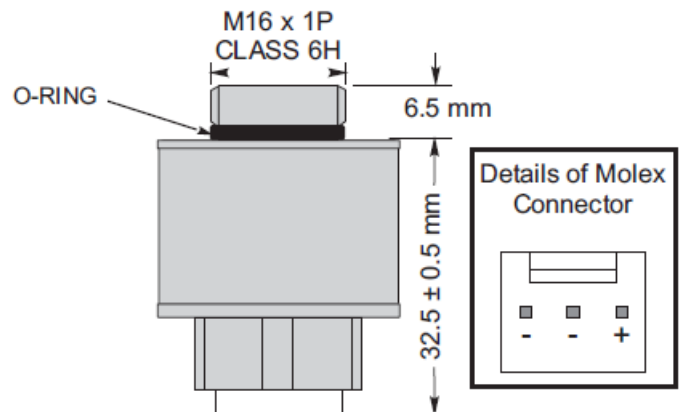
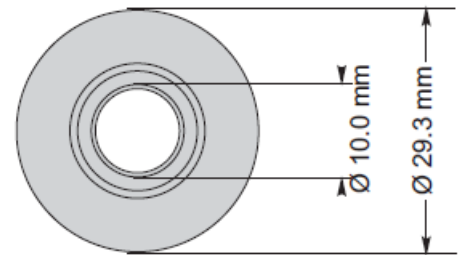
ENVIRONMENTAL

Typical Application	Checking of SCUBA equipment prior to a dive - not for used during a dive
Operating Temperature Range	-20°C to +50°C
Operating Pressure Range	Atmospheric ± 10%
Operating Humidity Range	0 - 99% RH non-condensing

LIFETIME

Long Term Output Drift in 100% O₂	<10% signal loss/year
Expected Operating Life	2 years in 20.9% O ₂ at 22°C ± 2°C
Packaging	Sealed blister

Product Dimensions



All dimensions in mm
 All tolerances ±0.15 mm unless otherwise stated

* Specifications are valid at 20°C, 50% RH and 1013 mBar, using manufacturer recommended circuitry. Performance characteristics outline the performance of sensors supplied within the first 3 months. Output signal can drift below the lower limit over time.

Product Data Sheet

Poisoning

Sensors are designed for operation in a wide range of environments and harsh conditions. However, it is important that exposure to high concentrations of solvent vapours is avoided, both during storage, fitting into instruments and operation.

When using sensors with printed circuit boards (PCBs), degreasing agents should be used before the sensor is fitted. Do not glue directly on or near the sensor as the solvent may cause crazing of the plastic.

Mechanical Installation

When installing the sensor, it must only be screwed in hand-tight and a gas tight seal ensured. Spanners and similar mechanical aids may not be used, as excessive force may damage the sensor thread.

Cross Sensitivity Table

Whilst sensors are designed to be highly specific to the gas they are intended to measure, they will still respond to some degree to various other gases. The table below is not exclusive and other gases not included in the table may still cause a sensor to react.

IMPORTANT NOTE : The cross sensitivity data shown below does not form part of the product specification and is supplied for guidance only. Values quoted are based on tests conducted on a small number of sensors and any batch may show significant variation. For the most accurate measurements, an instrument should be calibrated using the gas under investigation.

The Divecel3 has been tested with a number of gases which may be present in automotive exhaust to establish their level of cross interference.

Gas	Concentration	Balance	%O₂ Equivalent
Carbon Dioxide, CO ₂	16%	N ₂	<0.1

SAFETY NOTE

This sensor is designed to be used in safety critical applications. To ensure that the sensor and/or instrument in which it is used, are operating properly, it is a requirement that the function of the device is confirmed by exposure to target gas (bump check) before each use of the sensor and/or instrument. Failure to carry out such tests may jeopardize the safety of people and property.

Every effort has been made to ensure the accuracy of this document at the time of printing. In accordance with the company's policy of continued product improvement the manufacturer reserves the right to make product changes without notice. The products are always subject to a programme of improvement and testing which may result in some changes in the characteristics quoted. As the products may be used by the client in circumstances beyond the knowledge and control of the manufacturer, we cannot give any warranty as to the relevance of these particulars to an application. It is the clients' responsibility to carry out the necessary tests to determine the usefulness of the products and to ensure their safety of operation in a particular application.