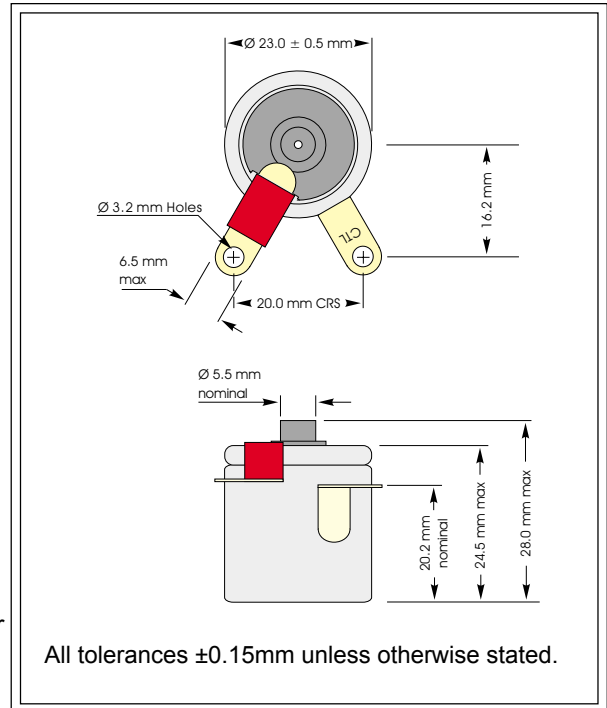


C/2PN O2 Sensor

Performance Characteristics

Nominal Range	0-25% Oxygen
Max Overload	30% Oxygen
Expected Operating Life	One year in Air
Output Signal	0.40 ± 0.10mA in Air
T₉₅ Response Time	<20 seconds
Temperature Range	-20°C to +50°C
Temperature Coefficient	0.2% signal/°C
Pressure Range	Atmospheric ± 10%
Pressure Coefficient	0.01% signal/mBar
Operating Humidity	0 to 99% RH non-condensing
Long Term Output Drift	<5% signal loss/year
Maximum Load Resistor	100Ω
Storage Life	Six months in original container
Recommended Storage Temperature	0-20°C
Warranty Period	12 months from date of despatch



N.B. All performance data is based on conditions at 20°C, 50%RH, and 1013mBar

Linearity

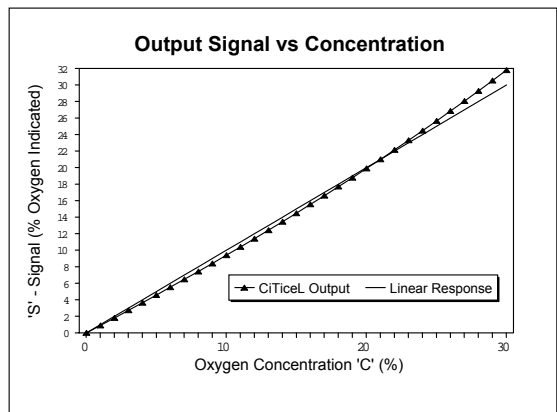
The output signal of an Oxygen sensor follows the relationship:

$$S = K \log_e \frac{1}{1-C}$$

where:

- S** = Output signal;
- C** = Fractional oxygen concentration;
- K** = a constant for the sensor.

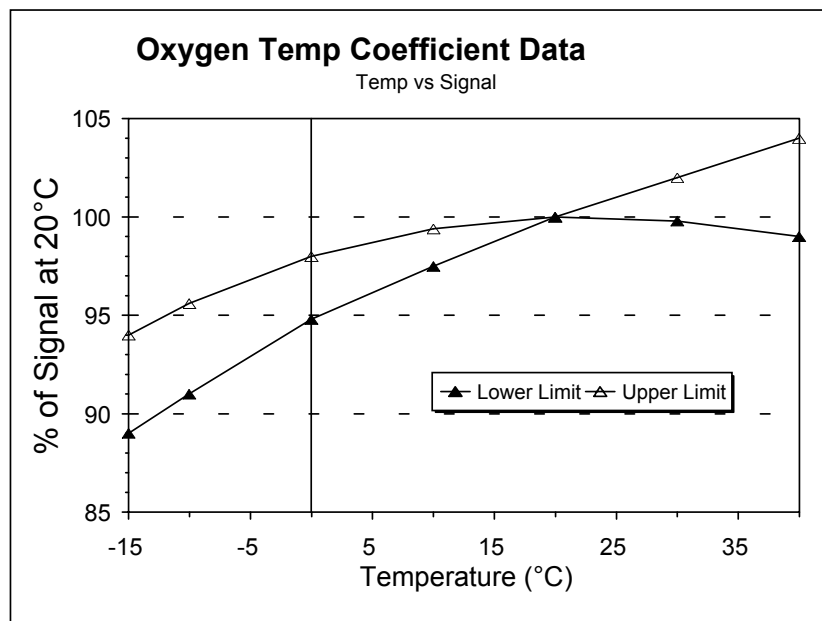
For most applications the deviation from a linear response will be insignificant, and no compensation needed. For example, the graph opposite shows the output of a sensor calibrated in air (20.9% O₂). In this case the maximum error in the 0-25% range is ≈0.5% at around 10% O₂.



Temperature Behaviour

The output of an Oxygen sensor varies slightly with gradual changes in temperature. The graph below shows the behaviour of a batch of 20 sensors. Output was measured at a range of temperatures and expressed as a percentage of the signal at 20°C. The graph shows the upper and lower limits observed.

For rapid fluctuations in temperature a transient response will occur. Sensor output will drop sharply for rapid increases and will rise sharply for rapid decreases. These responses are transient and should die away in about 20 seconds.



Every effort has been made to ensure the accuracy of this document at the time of printing. In accordance with the company's policy of product improvement the manufacturer reserves the right to make product changes without notice. No liability is accepted for any consequential losses, injury or damage resulting from the use of this document or from any omissions or errors herein. The data is given for guidance only. It does not constitute a specification or an offer for sale. The products are always subject to a programme of improvement and testing which may result in some changes in the characteristics quoted. As the products may be used by the client in circumstances beyond the knowledge of the manufacturer, we cannot give any warranty as to the relevance of these particulars to an application. It is the client's responsibility to carry out the necessary tests to determine the usefulness of the products and to ensure their safety of operation in a particular application.

Performance characteristics on this data sheet outline the performance of newly supplied sensors. Output signal can drift below the lower limit over time.